



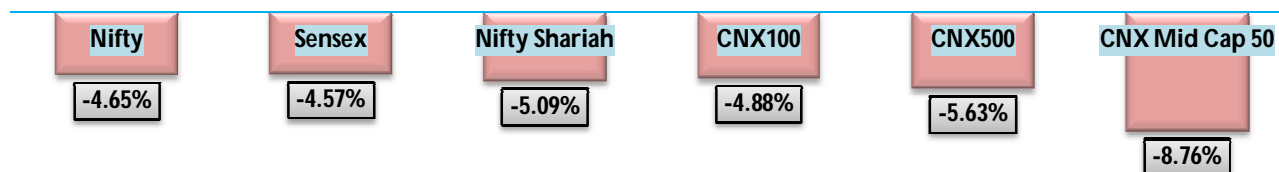
MONTHLY INVESTMENTS REPORTS

NOVEMBER, 2016.

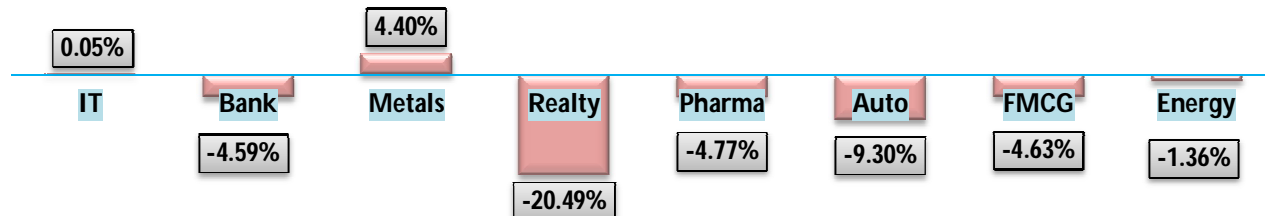
<i>AGENDA</i>	<i>Page No:</i>
<i>ECONOMIC & MARKET SNAPSHOT</i>	<i>1</i>
<i>TRADITIONAL FUND - PERFORMANCE SNAPSHOT</i>	<i>2</i>
<i>ULIP FUND – PERFORMANCE SNAPSHOT</i>	<i>3</i>

ECONOMIC & MARKET SNAPSHOT - MOM Movement

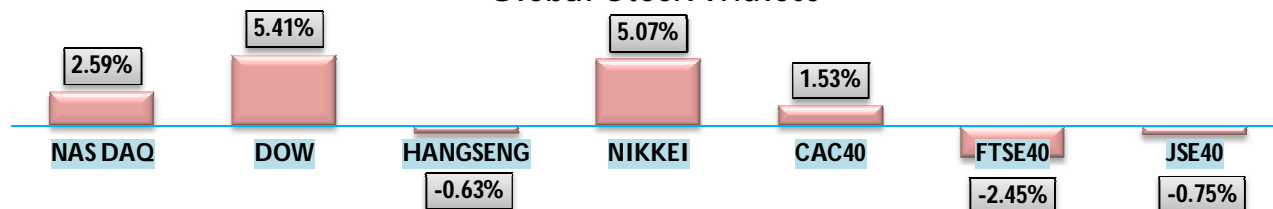
Domestic Indices



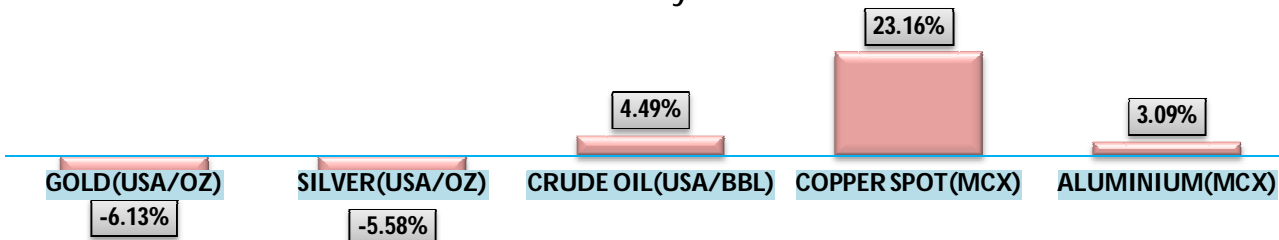
Sector Performance



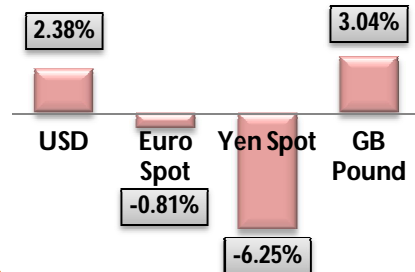
Global Stock Indices



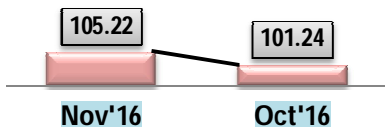
Commodity & Forex



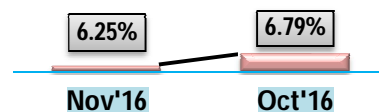
Currency to INR Movement



Price Movement



Yield Movement



** New Benchmark for Government Security is 6.97 GOI 06th Sep 2026.

TRADITIONAL FUNDS						30.11.2016		
Share Holders					Policy Holders PAR			
Particulars	BV	Wtg	Yield		Particulars	BV	Wtg	Yield
Govt.Sec	156.83	77.06%	8.01%		Govt.Sec	358.07	56.46%	8.28%
H&I Bonds	2.90	1.42%	9.55%		H&I Bonds	195.64	30.85%	9.13%
Corp. Bonds	11.61	5.71%	11.27%		Corp. Bonds	56.89	8.97%	8.92%
FDs	27.18	13.35%	9.66%		FDs	6.81	1.07%	9.82%
MF	5.00	2.46%	7.17%		MF	16.76	2.64%	7.23%
Sub-Total	203.52	100.00%	8.42%		Sub-Total	634.17	100.00%	8.59%
Equity	138.73	No yield			Equity	40.68	No yield	
Total	342.25				Total	674.85		
Policy Holders Non PAR (AGG)					Pension & Group Fund			
Particulars	BV	Wtg	Yield		Particulars	BV	Wtg	Yield
Govt.Sec	199.95	56.17%	8.13%		Govt.Sec	130.63	45.23%	8.22%
H&I Bonds	71.74	20.15%	9.00%		H&I Bonds	99.77	34.54%	8.97%
Corp. Bonds	40.32	11.33%	9.82%		Corp. Bonds	33.87	11.73%	9.79%
FDs	19.90	5.59%	9.39%		FDs	20.75	7.18%	9.51%
MF	24.06	6.76%	7.09%		MF	3.82	1.32%	7.33%
Sub-Total	355.97	100.00%	8.49%		Sub-Total	288.84	100.00%	8.74%
Equity	39.27	No yield			Equity	27.95	No yield	
Total	395.24				Total	316.79		

ULIP FUND - Performance Snapshot (Based on NAV)

Absolute Returns

FUND	Launch Date	1 Month	3 Month	1 Year	2 Year	3 Year	4 Year	Since Inception
------	-------------	---------	---------	--------	--------	--------	--------	-----------------

Equity Funds

Accelerator	Mar-07	-5.82%	-3.99%	8.73%	3.92%	15.57%	11.08%	7.84%
Wealth Creator	Jan-08	-5.52%	-3.77%	7.97%	3.17%	15.06%	10.66%	5.00%
Maximus Gold	Jun-08	-5.88%	-4.29%	7.29%	2.71%	14.51%	9.79%	8.48%
Tyaseer Fund	Sep-09	-4.88%	-4.81%	7.81%	4.60%	16.96%	14.60%	8.40%
Pension Multi Cap Aggressive	Sep-16	-2.25%	0	0	0	0	0	0.00%
Multi Cap Aggressive	Oct-16	0.43%	0	0	0	0	0	0.00%

Debt Funds

Conservator	Jul-06	1.89%	3.57%	12.10%	10.33%	11.36%	9.67%	8.24%
Protector	Jan-08	2.05%	3.23%	11.10%	10.36%	11.26%	10.00%	7.96%
Conservator Gold	Jun-08	1.80%	3.40%	10.40%	9.66%	9.85%	8.66%	7.09%
Secure Plus	Sep-09	2.72%	4.96%	14.53%	12.79%	11.90%	10.96%	8.52%
Preserver	Feb-10	2.99%	4.71%	14.39%	10.33%	10.64%	9.36%	8.31%
Discontinued policy	Dec-11	1.48%	3.01%	9.93%	8.91%	8.81%	8.17%	8.29%
Group Protector	Oct-13	1.92%	3.79%	12.42%	10.70%	10.57%	0	10.49%
PH- Unclaimed	Apr-16	0.67%	1.78%	0	0	0	0	0.00%

Mixed Funds

Maximus	Jul-06	-2.54%	-0.77%	10.14%	6.27%	14.14%	10.87%	9.81%
Guardian	Jul-06	-0.71%	1.23%	10.80%	7.81%	12.24%	10.30%	9.50%
Conservator Platinum	Jun-08	-0.67%	0.63%	9.97%	7.92%	11.75%	8.92%	7.05%
Maximus Plus	Jul-09	-4.11%	-2.62%	9.10%	4.90%	14.21%	10.66%	8.67%
Guardian Plus	Jul-09	-1.73%	-0.88%	7.79%	6.20%	12.09%	9.63%	7.66%
Guardian Shield	Jul-09	-0.06%	0.94%	7.22%	6.15%	8.72%	7.43%	5.60%
Defender	Feb-10	-0.17%	1.80%	12.75%	8.81%	12.35%	10.19%	8.72%
Balancer	Feb-10	-1.17%	0.41%	11.59%	7.40%	13.56%	10.51%	8.29%
Group Elevator	Jun-14	-1.11%	1.05%	9.74%	8.14%	0	0	8.54%
Dynamic Asset Allocation	Sep-16	0.43%	0	0	0	0	0	0
Pension Balancer	Sep-16	0.40%	0	0	0	0	0	0
Pension Maximiser	Sep-16	0.46%	0	0	0	0	0	0

Index Return

Nifty Index	-4.79%	-6.39%	3.65%	-2.14%	10.02%	8.75%	9.69%
Composite Bond Fund Index Return	3.06%	5.23%	15.02%	12.14%	12.60%	10.43%	8.03%

**Returns for More than 1 Year are all based on CAGR (Compounded Annual Growth Rate).

**Rows in Blue Suggest – Funds Open for New Business.